


## CONNETTORI PER SENSORI CONNECTORS FOR SENSORS

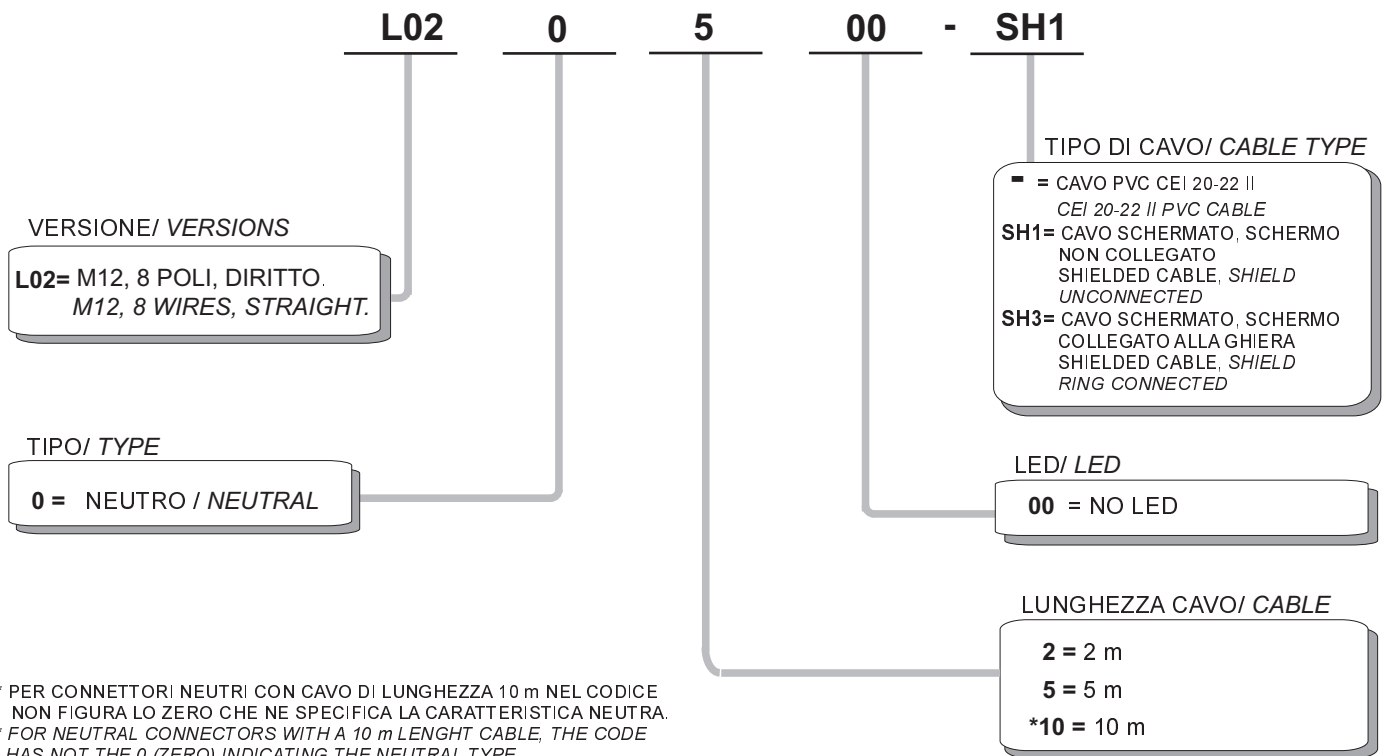


⇒ CONNETTORI M12 8 POLI, VERSIONI DIRITTE.  
 ⇒ VERSIONI CON CAVO PVC E CAVO SCHERMATO.

⇒ M12 CONNECTORS 8 POLES, STRAIGHTS  
 ⇒ VERSION PVC CABLE AND SHIELDED CABLE VERSION.

### COME ORDINARE

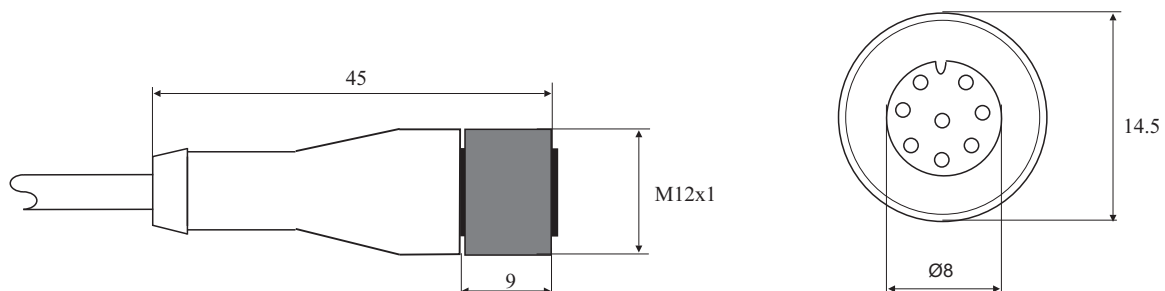
### HOW TO ORDER



\* PER CONNETTORI NEUTRI CON CAVO DI LUNGHEZZA 10 m NEL CODICE NON FIGURA LO ZERO CHE NE SPECIFICA LA CARATTERISTICA NEUTRA.  
 \* FOR NEUTRAL CONNECTORS WITH A 10 m LENGHT CABLE, THE CODE HAS NOT THE 0 (ZERO) INDICATING THE NEUTRAL TYPE.  
 EX. L021000

### DIMENSIONI MECCANICHE

### MECHANICAL SIZE



**CARATTERISTICHE ELETTRICHE**
**ELECTRICAL FEATURES**

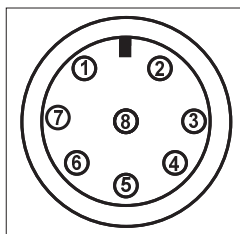
	<b>L02</b>	<b>L02...-SH1*</b>	<b>L02...-SH3</b>
<b>CORRENTE NOMINALE</b> <i>NOMINAL CURRENT</i>	4 A	4 A	4 A
<b>TENSIONE NOMINALE</b> <i>NOMINAL VOLTAGE</i>	60 V	60 V	60 V
<b>CONTATTI</b> <i>CONTACTS</i>	Cu Sn	Cu Sn	Cu Sn
<b>CAVO</b> <i>CABLE</i>	CEI 20-22 II	PVC SCHERMATO	PVC SCHERMATO
<b>SEZIONE CONDUTTORI</b> <i>WIRE SECTION</i>	8 x 0.22mm <sup>2</sup> 73x0.05mm <sup>2</sup>	8 x 0.22mm <sup>2</sup> 73x0.05mm <sup>2</sup>	8 x 0.22mm <sup>2</sup> 73x0.05mm <sup>2</sup>
<b>DIAMETRO ESTERNO CAVO</b> <i>EXTERNAL CABLE DIAMETER</i>	Ø 6,3 mm	Ø 6,4 mm	Ø 6,4 mm
<b>GRADO DI PROTEZIONE</b> <i>IP RATING</i>	IP67	IP67	IP67
<b>TEMPERATURA DI LAVORO</b> <i>OPERATING TEMPERATURE</i>	-20°C ÷ +70°C	-20°C ÷ +70°C	-20°C ÷ +70°C
<b>Senza Led 2m di cavo</b> <i>Without Led 2m cable</i>	<b>L020200</b>	<b>L020200-SH1</b>	<b>L020200-SH3</b>
<b>Senza Led 5m di cavo</b> <i>Without Led 5m cable</i>	<b>L020500</b>	<b>L020500-SH1</b>	<b>L020500-SH3</b>
<b>Senza Led 10m di cavo</b> <i>Without Led 10m cable</i>	<b>L021000</b>	<b>L021000-SH1</b>	<b>L021000-SH3</b>

**DIMENSIONI MECCANICHE**
**MECHANICAL FEATURES**
**L02**
**L02...SH1**
**L02...SH3**

(1) <u>BIANCO / WHITE</u>
(2) <u>MARRONE / BROWN</u>
(3) <u>VERDE / GREEN</u>
(4) <u>GIALLO / YELLOW</u>
(5) <u>GRIGIO / GRAY</u>
(6) <u>ROSA / PINK</u>
(7) <u>BLU / BLUE</u>
(8) <u>ROSSO / RED</u>

**L02**  
**L02...SH1**

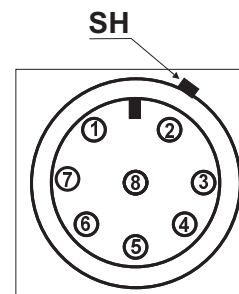
CONNETTORE FEMMINA  
COLLEGAMENTO CON  
VISTA FRONTALE.  
FEMALE CONNECTOR  
FRONT VIEW



(1) <u>BIANCO / WHITE</u>
(2) <u>MARRONE / BROWN</u>
(3) <u>VERDE / GREEN</u>
(4) <u>GIALLO / YELLOW</u>
(5) <u>GRIGIO / GRAY</u>
(6) <u>ROSA / PINK</u>
(7) <u>BLU / BLUE</u>
(8) <u>ROSSO / RED</u>
<u>SCHERMO / SHIELD</u>

**L02...SH3**

CONNETTORE FEMMINA  
COLLEGAMENTO CON  
VISTA FRONTALE.  
FEMALE CONNECTOR  
FRONT VIEW



(1) <u>BIANCO / WHITE</u>
(2) <u>MARRONE / BROWN</u>
(3) <u>VERDE / GREEN</u>
(4) <u>GIALLO / YELLOW</u>
(5) <u>GRIGIO / GRAY</u>
(6) <u>ROSA / PINK</u>
(7) <u>BLU / BLUE</u>
(8) <u>ROSSO / RED</u>
<u>SCHERMO / SHIELD</u>

\* SCHERMO NON COLLEGATO  
UNCONNECTING SHIELD